



PowerSafe[®]

V-FT Performance Specifications

Features and Benefits

- Thin Plate Pure Lead (TPPL) technology for superior energy density and long life
- Capacity range 31 - 190Ah
- Front terminal connections for fast and easy installation and maintenance
- Suitable for 19" and 23" racking
- UL94 V-0 flame retardant case and lid
- High reliability
- One year shelf life

Construction

- Positive plates designed to prolong service life and enhance corrosion resistance
- Separators in low resistance microporous glass fiber. The electrolyte is absorbed within this material, preventing acid spills in case of accidental damage
- Container and cover in flame retardant ABS UL94 V-0 material, highly resistant to shock and vibration
- Terminal with brass insert for maximum conductivity and with high compression grommet for long life
- Self-regulating one way pressure relief valves prevent ingress of atmospheric oxygen
- Flame arrestors built into each bloc for increased operational safety

Installation and Operation

- Designed for safer installation and easy maintenance in cabinets or on stands, close to the point of use. A separate battery room is not necessary
- It is recommended that PowerSafe® V Front Terminal batteries are installed upright
- Recommended float charge voltage:
2.280Vpc at 68°F (20°C)
2.265Vpc at 77°F (25°C)
- Reduced maintenance:
no water addition required

Standards

- Designed to meet Telcordia® SR-4228 requirements
- UL recognized component
- UL File Numbers MH15470 and MH18697
- Approved as non-hazardous cargo for ground, sea and air transportation in accordance with US DOT Regulation 49 CFR and ICAO and IATA Packing Instruction 806. Please see our SDS for complete details at www.enersys.com
- The management system governing the manufacture of this product is ISO 9001-2015 certified*

* 12V101F-FT and 12V125F are ISO 9001

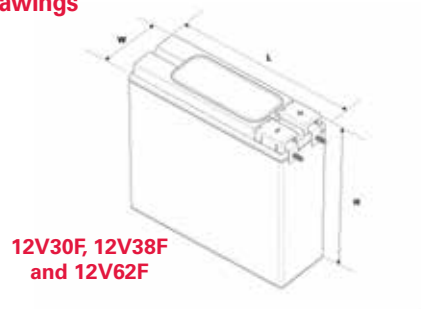
General Specifications

Battery Type	Number of Cells	Nominal Voltage (V)	Nominal Capacity (ah)		Nominal Dimensions						Typical Weight		Short Circuit Current (A)	Internal Resistance** (mΩ)	Terminals	Electrolyte (1.300 S.G.)				Pure Acid (H ₂ SO ₄) Acid				Lead Weight	
			8hr. Rate 1.75Vpc @77°F	10hr. Rate 1.80Vpc @68°F	Length		Width		Height		lb	kg				Volume		Volume		Weight		Weight			
					in	mm	in	mm	in	mm						gal	L	gal	L	lb	kg	lb	kg		
12V30F-FT	6	12	31	31	11.0	280	3.8	97	6.3	159	23.8	10.8	1327	9.87	M8 F	0.37	1.41	3.96	1.80	0.16	0.60	1.68	0.76	16.8	7.61
12V38F-FT	6	12	38	38	11.0	280	3.8	97	7.2	184	27.6	12.5	1500	8.53	M8 F	0.48	1.81	5.10	2.31	0.20	0.77	2.17	0.98	19.8	8.99
12V62F-FT	6	12	62	62	11.0	280	3.8	97	10.4	264	42.3	19.2	2080	5.98	M8 F	0.77	2.91	8.20	3.72	0.33	1.23	3.48	1.58	29.6	13.4
12V92F-FT	6	12	92	92	15.6	395	4.1	105	10.4	264	60.8	27.6	2410	5.19	M8 F	1.12	4.25	12.0	5.44	0.48	1.81	5.09	2.31	43.3	19.7
12V100FC-FT	6	12	100	100	15.6	395	4.3	108	11.3	287	68.3	31.0	1930	6.46	M8 F	1.34	5.06	14.3	6.48	0.57	2.15	6.07	2.75	46.6	21.1
12V101F-FT	6	12	101	100	20.1	510	4.3	110	9.3	235	73.9	33.5	2108	5.92	M8 F	1.19	4.52	12.8	5.79	0.47	1.76	4.98	2.26	50.0	22.7
12V125F	6	12	126	125	22.1	561	4.1	105	12.4	316	98.1	44.5	2355	5.30	M6 M	1.98	7.48	21.1	9.57	0.89	3.37	9.50	4.31	62.7	28.5
12V155FS	6	12	155	150	22.1	561	4.9	125	11.1	283	106.9	48.5	3325	3.80	M6 M	2.16	8.16	23.0	10.4	0.92	3.47	9.79	4.44	70.4	31.9
12V170FS	6	12	170	170	22.1	561	4.9	125	11.1	283	112.0	50.8	3360	3.75	M6 M	2.12	8.01	22.6	10.3	0.90	3.40	9.61	4.36	77.3	35.1
12V190F	6	12	190	190	22.1	561	4.9	125	12.4	316	126.3	57.3	3625	3.50	M6 M	2.42	9.17	25.9	11.7	1.03	3.90	11.0	4.99	89.4	40.6

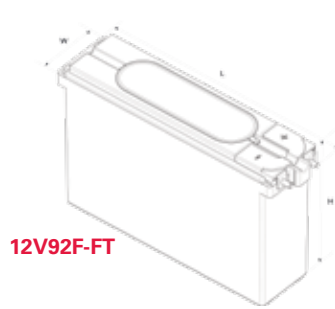
Notes:

** Resistance values are for reference only and not intended to represent an Ohmic Value or Baseline measurement

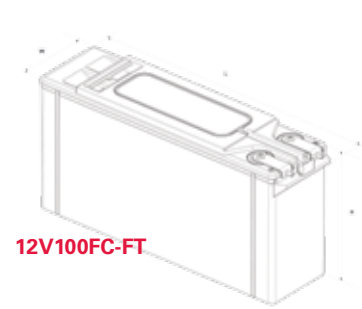
Outline Drawings



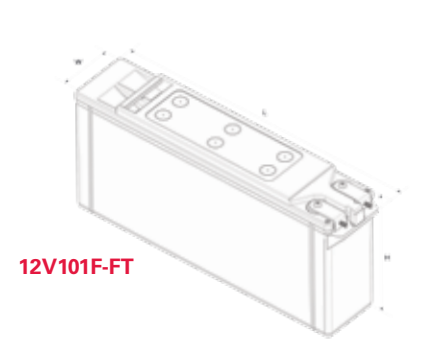
12V30F, 12V38F and 12V62F



12V92F-FT



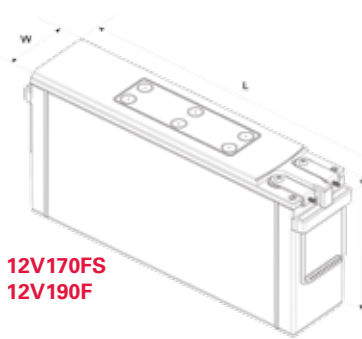
12V100FC-FT



12V101F-FT



12V155FS
12V125F



12V170FS
12V190F

Constant Current Discharge Performance Data

Discharge Currents (Amperes) to 1.75Vpc at 77°F (25°C)

Battery Type	Standby Time (Minutes)			Standby Time (Hours)											
	15	30	45	1	2	3	4	5	6	7	8	10	12	24	
12V30F	65.45	39.22	28.56	22.71	12.77	9.015	7.044	5.829	4.989	4.372	3.896	3.21	2.741	1.499	
12V38F	79.7	47.49	34.29	27.06	15.1	10.64	8.341	6.916	5.943	5.235	4.694	3.914	3.372	1.884	
12V62F-FT	122.8	76.13	56.39	45.14	25.7	18.25	14.26	11.77	10.07	8.808	7.824	6.389	5.429	2.939	
12V92F-FT	161	106.7	80.25	64.71	37.09	26.43	20.63	17.01	14.56	12.78	11.43	9.49	8.158	4.515	
8V100F	169.3	110.8	83.34	67.27	39.37	28.44	22.48	18.68	16.05	14.1	12.59	10.39	8.82	4.787	
12V100F	169.3	110.8	83.34	67.27	39.37	28.44	22.48	18.68	16.05	14.1	12.59	10.39	8.82	4.787	
12V100FC	175.8	118.1	90.09	73.48	43.23	30.97	24.18	19.86	16.85	14.62	12.94	10.59	9.048	4.777	
12V101F	160.1	107.8	83.11	67.68	39.74	28.62	22.59	18.76	16.11	14.21	12.72	10.52	8.789	4.423	
12V125F	189.1	137.3	105	85.06	50.03	35.83	28.29	23.54	20.12	17.58	15.63	12.88	10.73	5.481	
12V155FS	253.1	174.1	133.5	108.8	62.9	45.02	35.34	29.24	25.01	21.9	19.49	16.01	13.56	7.234	
12V170FS	287.5	203.9	153.8	124.1	71.82	51.13	39.9	32.81	27.91	24.33	21.57	17.66	15.04	8.107	
12V190F	299.3	212.6	165.5	136.3	80.03	57.17	44.71	36.79	31.28	27.24	24.19	19.84	16.91	9.082	

Discharge Currents (Amperes) to 1.80Vpc at 77°F (25°C)

Battery Type	Standby Time (Minutes)			Standby Time (Hours)											
	15	30	45	1	2	3	4	5	6	7	8	10	12	24	
12V30F	63.3	37.89	27.67	22.07	12.5	8.861	6.94	5.747	4.921	4.313	3.845	3.168	2.706	1.481	
12V38F	77.32	46.76	33.92	26.81	14.95	10.55	8.305	6.89	5.921	5.216	4.677	3.9	3.36	1.877	
12V62F-FT	115.4	72.74	54.3	43.69	25.13	17.96	14.1	11.66	9.995	8.763	7.787	6.362	5.404	2.933	
12V92F-FT	147.4	100.7	77.11	62.76	36.52	26.18	20.48	16.9	14.45	12.68	11.34	9.421	8.119	4.5	
8V100F	158.7	106.7	81.06	65.62	38.56	27.88	22.05	18.33	15.75	13.83	12.35	10.19	8.67	4.762	
12V100F	158.7	106.7	81.06	65.62	38.56	27.88	22.05	18.33	15.75	13.83	12.35	10.19	8.67	4.762	
12V100FC	160.8	110.3	85.17	70.02	41.81	30.16	23.65	19.48	16.55	14.37	12.73	10.45	8.935	4.736	
12V101F	150	103.2	79.91	65.2	38.45	27.78	21.98	18.33	15.78	13.91	12.43	10.29	8.558	4.406	
12V125F	171.4	127.7	98.49	79.53	47.86	34.47	27.43	22.93	19.68	17.21	15.4	12.78	10.68	5.481	
12V155FS	237	165.9	127.9	104.9	60.72	43.52	34.18	28.28	24.2	21.19	18.86	15.48	13.12	7.026	
12V170FS	267.5	194.2	148.1	120.1	70.15	50.14	39.16	32.24	27.45	23.93	21.23	17.4	14.83	7.985	
12V190F	278.3	203.9	160	132.1	78.11	56.07	43.87	36.14	30.74	26.77	23.77	19.5	16.62	8.931	

Discharge Currents (Amperes) to 1.85Vpc at 77°F (25°C)

Battery Type	Standby Time (Minutes)			Standby Time (Hours)											
	15	30	45	1	2	3	4	5	6	7	8	10	12	24	
12V30F	60.25	36.23	26.46	21.13	12.11	8.612	6.797	5.634	4.83	4.24	3.788	3.132	2.675	1.462	
12V38F	73.91	45.6	33.29	26.22	14.58	10.28	8.052	6.682	5.746	5.065	4.543	3.789	3.265	1.831	
12V62F-FT	106.5	68.17	51.37	41.54	24.26	17.44	13.79	11.46	9.808	8.611	7.678	6.336	5.377	2.91	
12V92F-FT	132	92.86	72.7	60.04	35.49	25.8	20.17	16.79	14.35	12.59	11.25	9.34	8.021	4.485	
8V100F	144.4	98.83	76.32	61.86	36.8	26.62	21.04	17.5	15.04	13.22	11.83	9.829	8.38	4.653	
12V100F	144.4	98.83	76.32	61.86	36.8	26.62	21.04	17.5	15.04	13.22	11.83	9.829	8.38	4.653	
12V100FC	145.2	101.5	79	65.18	39.57	28.89	22.71	18.75	15.99	13.9	12.31	10.15	8.683	4.658	
12V101F	136	95.42	74.48	60.86	36.13	26.08	20.73	17.32	14.92	13.14	11.75	9.769	8.114	4.329	
12V125F	151.3	112.5	86.87	70.55	43.16	31.25	25.06	20.98	18.06	15.85	14.18	11.88	9.855	5.463	
12V155FS	215.3	153.5	119	98.27	57.17	40.88	32.09	26.56	22.73	19.9	17.73	14.57	12.35	6.642	
12V170FS	243.1	179.7	138.9	113.4	66.98	48.02	37.66	30.97	26.34	22.95	20.35	16.68	14.22	7.702	
12V190F	259.4	193	151.8	125.2	74.57	53.77	42.24	34.76	29.55	25.75	22.86	18.78	16.03	8.691	

Constant Current Discharge Performance Data

Discharge Currents (Amperes) to 1.90Vpc at 77°F (25°C)

Battery Type	Standby Time (Minutes)			Standby Time (Hours)										
	15	30	45	1	2	3	4	5	6	7	8	10	12	24
12V30F	52.45	31.33	22.98	18.37	10.48	7.486	5.894	4.887	4.188	3.67	3.272	2.702	2.311	1.294
12V38F	65.88	39.98	28.89	22.7	12.55	8.873	6.967	5.789	4.985	4.397	3.944	3.287	2.828	1.607
12V62F-FT	93.49	60.03	45.14	36.49	21.27	15.32	12.09	10.05	8.625	7.548	6.699	5.493	4.678	2.593
12V92F-FT	116.4	82.37	64.03	52.26	30.93	22.2	17.4	14.4	12.36	10.88	9.746	8.104	6.961	3.928
8V100F	121.4	81.92	62.06	50.54	29.53	21.32	16.86	13.98	12.05	10.63	9.485	7.822	6.699	3.829
12V100F	121.4	81.92	62.06	50.54	29.53	21.32	16.86	13.98	12.05	10.63	9.485	7.822	6.699	3.829
12V100FC	129.6	89.88	70.03	57.95	35.06	25.41	19.98	16.44	13.96	12.15	10.82	8.962	7.662	4.063
12V101F	115.5	80.08	61.19	49.61	29.06	21.1	16.75	13.99	12.01	10.67	9.495	7.639	6.463	3.571
12V125F	130.9	93	70.06	58.48	34.8	25.65	20.43	17.07	14.71	13.08	11.73	9.417	7.948	4.641
12V155FS	194	136.7	105.9	85.55	49.42	35.35	27.75	22.96	19.63	17.18	15.27	12.49	10.59	5.797
12V170FS	209.6	148.2	112.8	91.71	53.6	38.14	29.7	24.37	20.69	18.01	16.03	13.22	11.29	6.254
12V190F	234.3	169.2	131.2	107.4	63.33	45.36	35.43	29.07	24.71	21.54	19.17	15.82	13.5	7.469

Visit us at www.enersys.com



EnerSys World Headquarters
 2366 Bernville Road
 Reading, PA 19605, USA
 Tel: +1-610-208-1991 /
 +1-800-538-3627

EnerSys EMEA
 EH Europe GmbH
 Baarerstrasse 18,
 6300 Zug, Switzerland

EnerSys Asia
 152 Beach Road
 Gateway East Building #11-03,
 Singapore 189721
 Tel: +65 6508 1780

Contact: